

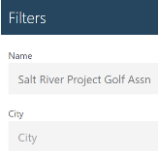






Joining or Renewing SRPGA Membership

New Members

1. On the Arizona Golf Association (AGA) website, <https://www.azgolf.org>, click the JOIN/RENEW button (green box) in the upper-right corner. 
2. Scroll down till you see the blue circles, and click Join Now in the green rectangle. 
3. Scroll down till you find "Salt River Project Golf Assn" or type it in Name field of the Filters box. 
4. Click the blue Join button. 
5. You'll be asked if you have a GHIN number. Click the appropriate button.
 - A. If you aren't sure, you will be asked for information to find it if it exists.
 - B. If you do not have one, fill in the information to create a profile.
 - C. If you have a GHIN number, continue to join.
6. Depending on which category you are eligible for, click the option for Social Member or Regular Member.
7. Click Continue to Payment and fill out your credit card information.

Renewing Members

Depending on your settings, you may or may not have to log in.

1. On the Arizona Golf Association (AGA) website, <https://www.azgolf.org>, click the JOIN/RENEW button (green box) in the upper-right corner. 
2. Scroll down till you see the blue circles, and click Renew Existing Membership in the green rectangle. Your dashboard appears. 
3. In the My Clubs box, for the Salt River Project Golf Assn, click Renew Online. 
4. Make any changes to your information and click Continue.
5. Depending on which category you are eligible for, click the option for Social Member or Regular Member.
6. Click Continue to Payment and fill out your credit card information.