

## E-5 Alternative to Stroke and Distance for Lost Ball or Ball Out of Bounds

SRPGA Local Rule Adopted January 10, 2019

When a player's ball has not been found or is known or virtually certain to be out of bounds, the player may proceed as follows rather than proceeding under stroke and distance:

For two penalty strokes, the player may take relief by dropping the original ball or another ball in the relief area.

(Note: You can still take stroke-and-distance relief, but you now have the additional option that comes with a penalty of 2 strokes.)

### Procedure

- A. Determine the spot where your ball went out of bounds (top diagram) or is likely to be lost (bottom diagram).
- B. Find the nearest fairway edge, no closer to the hole.

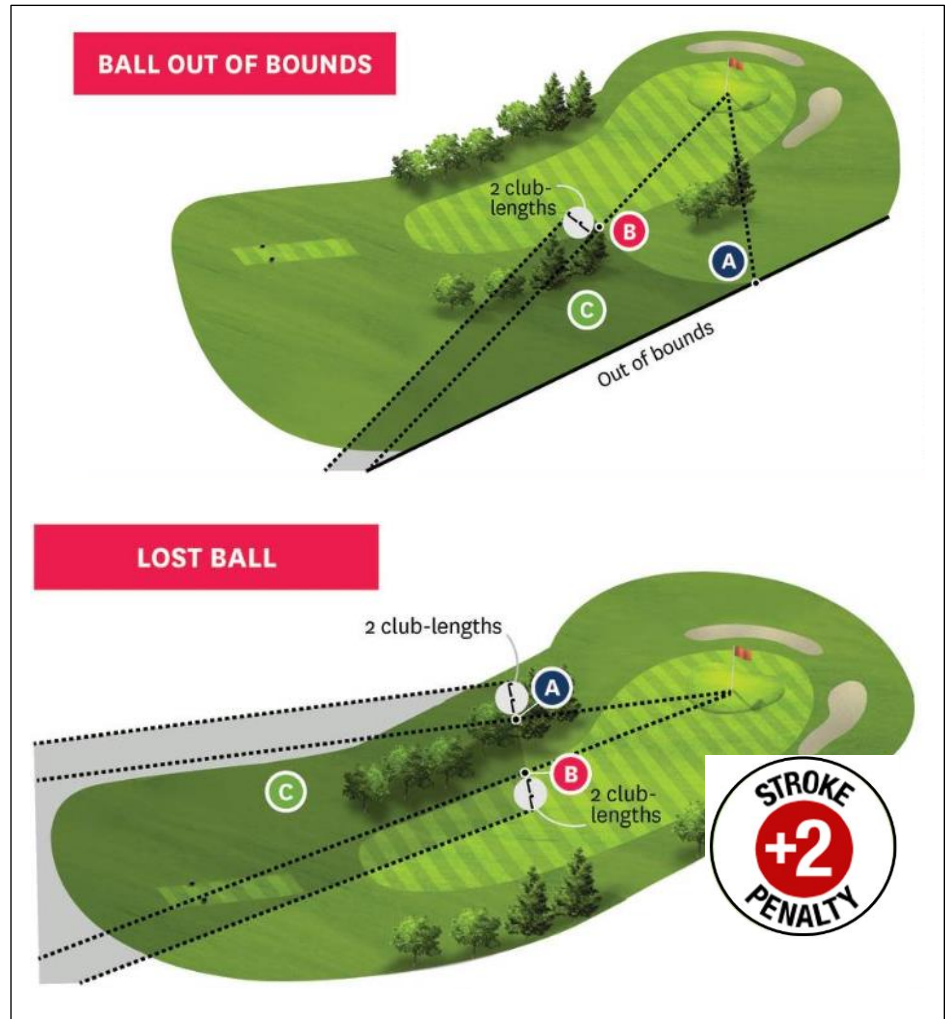
Drop your ball in the shaded area

as defined by a line from the hole through point A and on the other side by a line from the hole through point B, and not nearer the hole. The relief area is extended on both sides by two club-lengths.

See detailed rules instructions on the next page and larger diagrams on the page after that.

Video (1:29)

[USGA site](#), [YouTube](#)



## Two Estimated Reference Points

Ⓐ **Ball Reference Point.** The point where the original ball is estimated to have

- Come to rest on the course, or
- Last crossed the edge of the course boundary to go out of bounds.

Ⓑ **Fairway Reference Point.** The point of fairway of the hole being played that is nearest to the ball reference point, but is not nearer the hole than the ball reference point.

For purposes of this local rule, “fairway” means any area of grass in the general area that is cut to fairway height or less.

If a ball is estimated to be lost on the course or last crossed the edge of the course boundary short of the fairway, the fairway reference point may be a grass path or a teeing ground for the hole being played cut to fairway height or less.

**Size of Relief Area Based on Reference Points:** Anywhere between:

- A line from the hole through Ⓐ the ball reference point (and within two club-lengths to the outside of that line), and
- A line from the hole through Ⓑ the fairway reference point (and within two club-lengths to the fairway side of that line).

Limits on Location of Relief Area:

- Must be in the general area, and
- Must not be nearer the hole than Ⓐ the ball reference point.

Once the player puts a ball in play under this Local Rule:

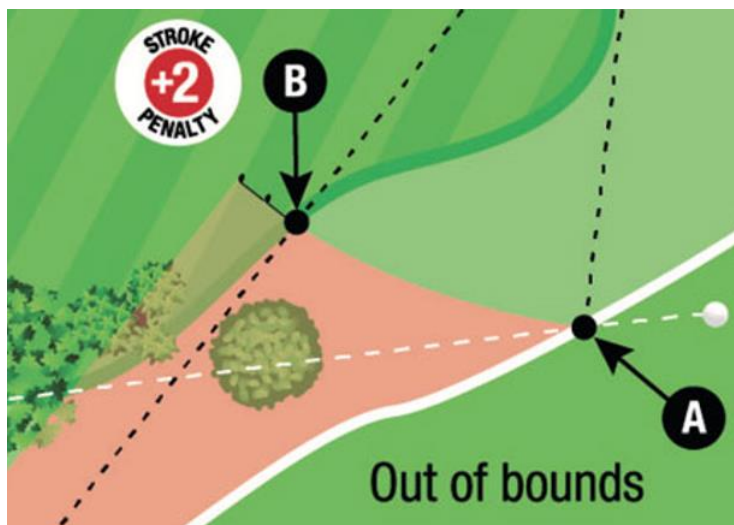
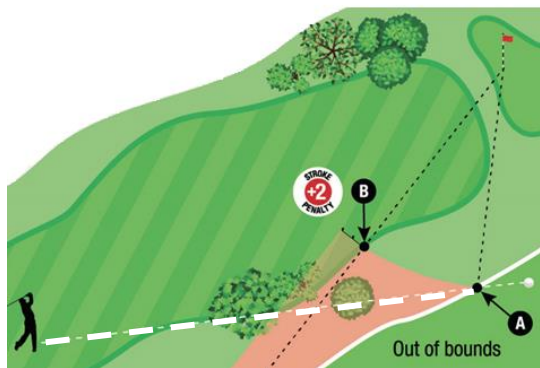
- The original ball that was lost or out of bounds is no longer in play and must not be played.
- This is true even if the ball is found on the course before the end of the three-minute search time (see Rule 6.3b).

**Restricted Use.** The player may not use this option to take relief for the original ball when:

- That ball is known or virtually certain to have come to rest in a penalty area, or
- The player has played another ball provisionally under penalty of stroke and distance (see Rule 18.3).

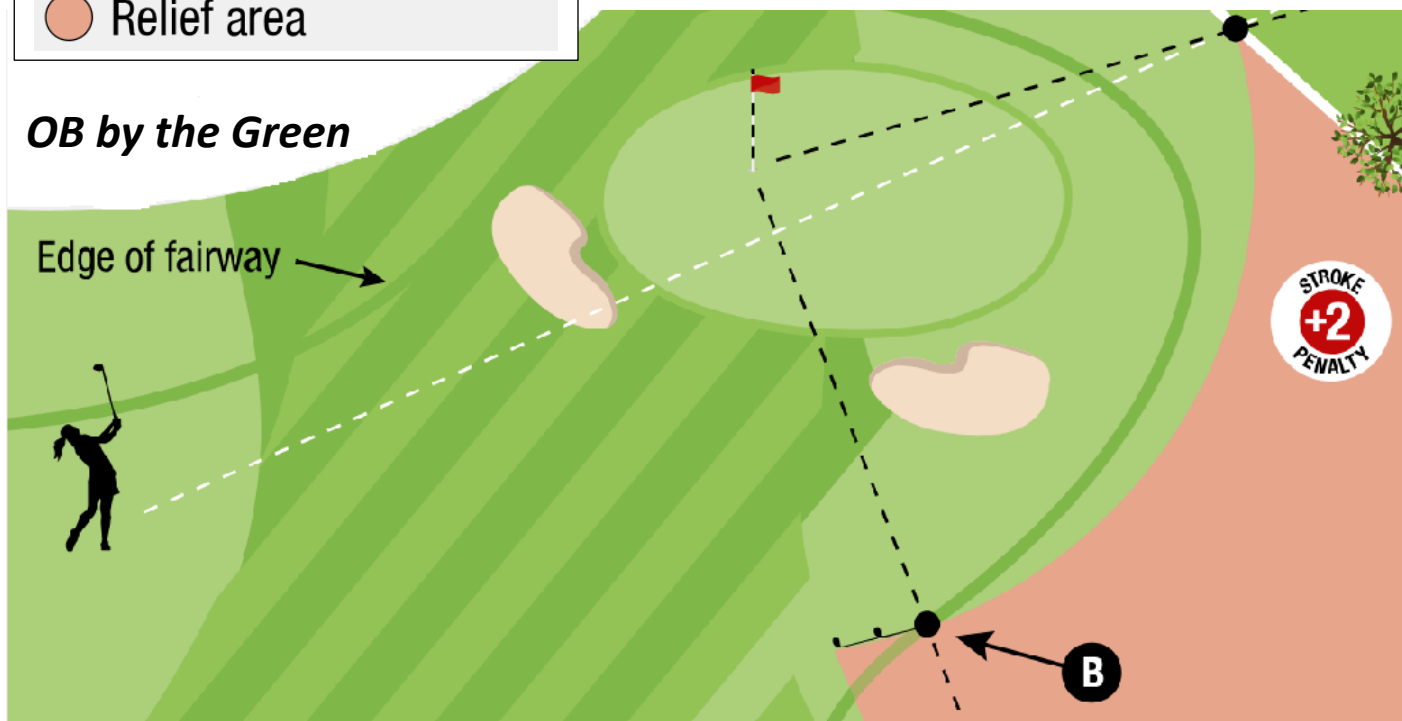
**Provisional Ball Lost.** A player may use this option to take relief for a provisional ball that has not been found or is known or virtually certain to be out of bounds.

## Ball Out of Bounds



- A** Ball reference point
- B** Fairway reference point
- Relief area

## OB by the Green



## Lost Ball

