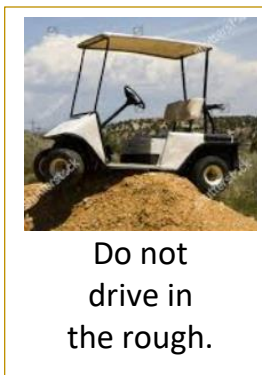


# Verrado Local Rules and Etiquette

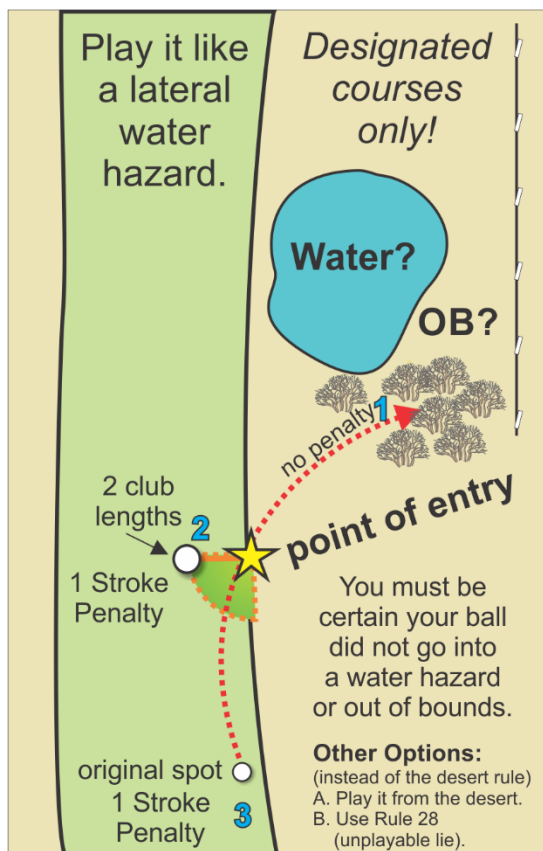
From the back of their scorecard.

- Note: We will **not** be using the Verrado course desert rule. Rather, we will be playing the SRPGA desert rule. (See below.)
- All bodies of water are deemed to be lateral hazards defined by water's edge.
- All yardages are measured to the center of the green.
- Please do not drive in the rough and exit fairways where indicated.
- If a ball lies through the green and an immovable obstruction or sprinkler head on or within two club lengths of the putting green and within two club lengths of the ball intervenes on the line of play between the ball and the hole, the player may take relief. The player must drop the ball at the nearest point of relief. The nearest point of relief must be no nearer the hole and not on a putting green or in a hazard.

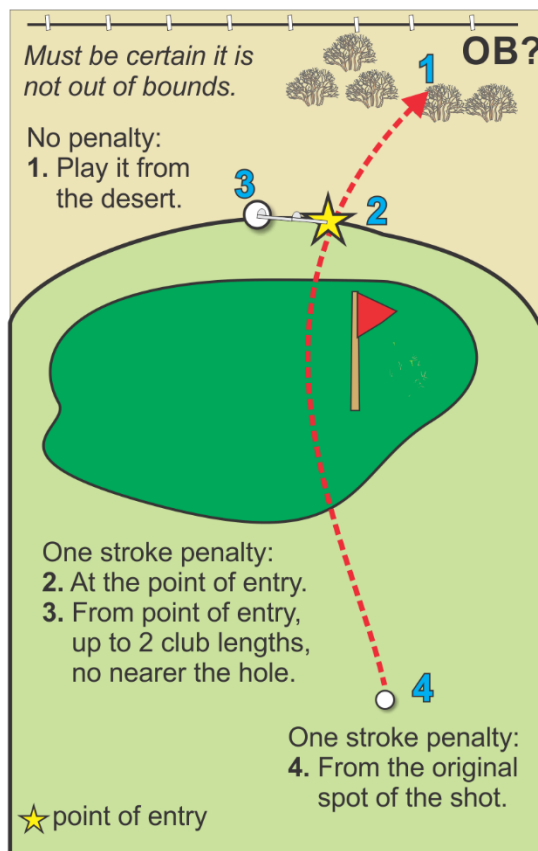


See second page for discussion of the interference rule.

## Desert Rule



## Desert Rule: Over the Green



## Immovable Obstructions Close to Putting Green

Appendix I - Local Rules; Conditions of the Competition, Part A - Local Rules,  
4. Obstructions, a. Immovable Obstructions Close to Putting Green (e.g., Sprinkler Heads)  
<http://www.usga.org/rules/rules-and-decisions.html#!appendix-i>



The criteria for relief:

1. The ball must lie through the green (not in a bunker or water hazard); and
2. The immovable obstruction (for example, a sprinkler head) must be on or within two club lengths of the putting green; and
3. The immovable obstruction must be within two club lengths of the ball; and
4. The immovable obstruction must intervene on the line of play between the ball and the hole.

This includes

- Lie of the ball
- Stance
- Area of intended stance or swing
- On the putting green, intervention on your line of putt

If and only if, *all* of the criteria above apply for intervention on the line of play, then the player may lift and drop the ball at the nearest point of relief that is

1. Not nearer the hole
2. Avoids intervention
3. Not in a hazard
4. Not on a putting green

Taking Relief

- The nearest point of relief is no nearer the hole. In most cases, there is only one place on the course that is the nearest point (USGA).
- There may be many points near to where the ball lies, some good and some bad, but the nearest point of relief is going to be the closest. Remember, it's the nearest point of relief and not the "nicest point of relief." (FSA)
- The nearest point of relief is the spot nearest to where the ball lies that if you had theoretically placed it, your ball would no longer have interference.
- The nearest point of relief is used only in taking relief without penalty.